

ACADEMY
UNIQTU

2022

UNIT HAIR EXTENSIONS
TRAINING COURSE

HOT FUSION METHOD

(FOR BEGINNERS & INTERMEDIATE)

UNIQTU FOUNDER CEO
Deimante Boruchovaite

WWW.UNIQTU.CO.UK



ACADEMY

UNIQTU

About the program

- Duration 10:00-19:00
- Training course for beginners and already working masters who want to strengthen their basic knowledge
- Extended theory and teaching material is provided
- Practice and assessment on the mannequin head
- An initial set of tools worth £150 is provided on the day of the course
- Price: Individual £899
- Pay a £150 non-refundable booking fee to secure a place on this course.


Contact information

Instagram @uniqtu_academy

Website www.uniqtu.co.uk

Email address academy@uniqtu.co.uk

Worth to know



Certificate

You will be given an accredited certificate on the day of the course




Insurance

After the course, you will be able to purchase insurance for your activity



Requirements

Everyone is invited to attend this course. No qualification required.




Skills up course

After this training, we recommend purchasing a **Combined Hair Extension Course** (skills up training) to learn how to work with the latest **mini, micro and nano-sized** keratin capsules.

ACADEMY UNIQTU

Freebies:




Consultation card

You will receive free digital card templates in Lithuanian and English at your email address, which you can print out and use during the consultation.



Hair extensions aftercare sheet

You will receive Free digital hair extension aftercare cards in Lithuanian and English at your email address.



Deposit terms and conditions agreement

You will receive a Free digital recommended "Deposit Terms and Conditions" agreement with the customer in Lithuanian and English at your email address.

Information about the course program



Hot fusion hair extensions application

- How to properly do hot fusion hair extensions application
- Hair extension bases
- Strand placement areas (schemes)

Removing hair extensions strands correctly

- What pliers are suitable for hair removal
- How to remove strands correctly and safely
- How to remove strands completely without breaking the keratin capsule to prevent hair loss from crushed capsules



Keratin bonds re-encapsulation

- Capsule shapes and their influence
- Correct distribution of keratin on the strand
- Selection of the number of keratin beads
- Melting point and its influence
- How to do re-encapsulation faster? (advice)

Characteristics of keratin beads

- Types of beads
- Colours
- How to choose quality keratin beads
- Beads differences
- Working with different beads (advice)



Detailed analysis of hair extensions

- Hair types and their differences
- What hair to choose for hair extensions (advice)
- How to Identify Fake Hair
- Hair textures and their differences
- Analysis of differently treated hair

Client consultation

- How to fill out a client consultation card correctly
- Aspects must be discussed during the consultation
- How to do a client hair examination and what to look for
- Recommended deposit terms and conditions (advice)



Hair extensions matching

- Hair correctly match hair extensions colours
- How to choose the right amount of hair for the client
- hair texture matching
- How to choose the right length of hair extensions

Proper hair preparation

- Client hair preparation
- Hair extensions preparation during maintenance
- The importance of proper hair preparation for hair extensions fitting



Hair extensions aftercare

- The importance of care and its impact on hair extensions
- Detailed information on aftercare
- Hair extensions aftercare guide for clients

Hair extensions styling

- How to cut and blend hair extensions
- How to style hair extensions



Safety & Tools

- What tools to choose for hair extensions
- Health & Safety at work
- Which machine to choose for hair extensions fitting
- Which machine to choose for re-encapsulation

Practice on the model

If you want to practice on a live model, then you need to book an appointment for the practice session. Finding a model for a practice session is your responsibility.

You find a model to practice



We help to match the hair extensions



The model itself has to pay for the hair. Hair extensions fitting is **free of charge**

The first practical session is **free of charge**

Additional practical session: 1 day (up to 4 hours) lesson costs £150

An extra hour costs an additional £50

All details of the terms and conditions are provided if a practical session on the model is required.

Model requirements:

1. Thin volume hair
2. Straight textured hair
3. Hair no shorter than 30cm

