

ACADEMY  
**UNIQTU**

**2022**

**UNI2 HAIR EXTENSIONS  
FLAT-TIP ENCAPSULATION**

UNIQTU FOUNDER CEO  
Deimante Boruchovaite

[WWW.UNIQTU.CO.UK](http://WWW.UNIQTU.CO.UK)




# ACADEMY UNIQTU

## About the program

- Duration 11:00-15:00
- Technical training for hair extension masters who want to improve their skills in the hair extension industry
- Practice on donor's hair
- An initial set of tools is provided on the day of the course
- Price: Individual £499
- Location: Peterborough
- Pay an £80 non-refundable booking fee to secure a place on this course.

## Worth to know



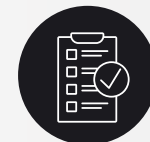
### Certificate

On the day of the course, you will be given a certificate of participation in the course



### You will become a professional

After the course you will be able to make professional and strong keratin flat-tip bonds



### Requirements

Everyone is invited to attend this course. No qualification required

---

## Contact information

**Instagram** @uniqtu\_academy

**Website** [www.uniqtu.co.uk](http://www.uniqtu.co.uk)

**Email Address** [academy@uniqtu.co.uk](mailto:academy@uniqtu.co.uk)



# Information about the course program




## Hair extensions encapsulation

- How to make **standard, mini, micro** and **nano** sizes flat-tips using a bundle of hair
- How to create a strong flat-tip
- How to spread keratin correctly on the strand of hair
- How to make encapsulation faster (advice)
- What is the correct melting point

## Characteristics of keratin beads

- Types of keratin beads
- Colours
- How to choose quality beads
- Beads differences
- Working with different beads



## Detailed analysis of hair extensions

- Hair types and their differences
- What hair to choose
- How to Identify Fake Hair
- Hair textures and their differences
- Analysis of differently treated hair

## Characteristics of a correct flat-tip

- Form
- Length
- Colour
- Amount of keratin
- Types



## Safety & Tools

- What tools to choose for encapsulation
- Health & Safety at work
- Which machine to choose for encapsulation

## Preparation

- How to choose the right colour for the flat-tip
- How to properly prepare hair for encapsulation



## Hair packaging

- How to properly prepare your hair for sale
- What information is important to provide on the label

# ACADEMY UNIQTU

When you buy UNI 2 & UNI3 courses together, you get a **Bonus** lesson: how to create your own hair colour ring

## Hair ring / palette

- How to create a hair colour ring



+ Hair colour ring base **gift!**